




Leading Through Innovation



HSS & HSSCo8

COUNTERSINKS

SENKER

- For Deburring, Chamfering and Countersinking

- Zum Entgraten, Anfasen und Senken



SELECTION GUIDE



SERIES	C1109 C3109	C1119 C3119
STANDARD	-	-
POINT ANGLE	90°	90°
SIZE MIN	D10.0	D10.0
SIZE MAX	D50.0	D50.0
PAGE	434	435

SURFACE TREATMENT

Bright

HSS & HSSCo8 COUNTERSINKS

For Deburring, Chamfering and Countersinking



Please visit
globalyg1.com/mat
for material search

◎ : Excellent ○ : Good

Recommended cutting conditions : P.439

ISO	VDI 3323	Material Description	Composition / Structure / Heat Treatment	HB	HRc		
P	1	Non-alloy steel	About 0.15% C Annealed	125		○	○
	2		About 0.45% C Annealed	190	13	○	○
	3		About 0.45% C Quenched & Tempered	250	25	○	○
	4		About 0.75% C Annealed	270	28	○	○
	5		About 0.75% C Quenched & Tempered	300	32	○	○
	6	Low alloy steel	Annealed	180	10		
	7		Quenched & Tempered	275	29		
	8		Quenched & Tempered	300	32		
	9		Quenched & Tempered	350	38		
	10		High alloyed steel, and tool steel	Annealed	200	15	
	11	Quenched & Tempered		325	35		
M	12	Stainless steel	Ferritic / Martensitic Annealed	200	15	○	○
	13		Martensitic Quenched & Tempered	240	23	○	○
	14	Austenitic	180	10	○	○	
K	15	Grey cast iron	Pearlitic / ferritic	180	10	○	○
	16		Pearlitic (Martensitic)	260	26	○	○
	17	Nodular cast iron	Ferritic	160	3	○	○
	18		Pearlitic	250	25	○	○
	19	Malleable cast iron	Ferritic	130		○	○
20	Pearlitic		230	21	○	○	
N	21	Aluminum-wrought alloy	Not Curable	60		○	○
	22		Curable Hardened	100		○	○
	23	Aluminum-cast, alloyed	≤ 12% Si, Not Curable	75		○	○
	24		≤ 12% Si, Curable Hardened	90		○	○
	25		> 12% Si, Not Curable	130		○	○
	26	Copper and Copper Alloys	Cutting Alloys, PB>1%	110		○	○
	27		(Bronze / Brass)	90		○	○
	28	Non Metallic Materials	CuSn, lead-free copper and electrolytic copper	100		○	○
	29		Duroplastic, Fiber Reinforced Plastic				
	30	Rubber, Wood, etc.					
S	31	Heat Resistant Super Alloys	Fe Based Annealed	200	15		
	32		Cured	280	30		
	33		Annealed	250	25		
	34		Ni or Co Based Cured	350	38		
	35		Cast	320	34		
	36	Titanium Alloys	Pure Titanium	400 Rm			
	37		Alpha + Beta Alloys Hardened	1050 Rm			
H	38	Hardened steel	Hardened	550	55		
	39		Hardened	630	60		
	40	Chilled Cast Iron	Cast	400	42		
	41	Hardened Cast Iron	Hardened	550	55		



C1136 C3136	C1139 C3139	C1132 C3132
DIN334C	DIN335C	-
60°	90°	120°
D6.3	D4.3	D8.0
D25.0	D31.0	D25.0
436	437	438
Bright		



⊙	⊙	⊙	1
⊙	⊙	⊙	2
○	○	○	3
○	○	○	4
○	○	○	5
			6
			7
			8
			9
			10
			11
○	○	○	12
○	○	○	13
○	○	○	14
⊙	⊙	⊙	15
○	○	○	16
○	○	○	17
○	○	○	18
○	○	○	19
○	○	○	20
⊙	⊙	⊙	21
○	○	○	22
○	○	○	23
○	○	○	24
○	○	○	25
○	○	○	26
○	○	○	27
○	○	○	28
			29
			30
			31
			32
			33
			34
			35
			36
			37
			38
			39
			40
			41

i-ONE
DRILLS

i-DREAM
DRILLS

DREAM
DRILLS
-GENERAL

DREAM
DRILLS
-HIGH FEED

DREAM
DRILLS
-FLAT BOTTOM

DREAM
DRILLS
-INOX

DREAM
DRILLS
-ALU

DREAM
DRILLS
-CFRP

DREAM
DRILLS
-MQL

DREAM DRILLS
for HIGH
HARDENED
STEELS

GENERAL
CARBIDE
DRILLS

MULTI-1
DRILLS

HPD
DRILLS

GOLD-P
DRILLS

SUPER-GP
DRILLS

STRAIGHT
SHANK
DRILLS

TAPERSHANK
DRILLS

NC-
SPOTTING
DRILLS

CENTER
DRILLS

SPADE
DRILLS

REAMERS

COUNTER
SINKS

COUNTER

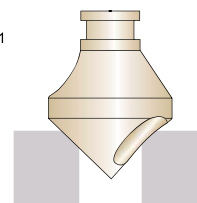
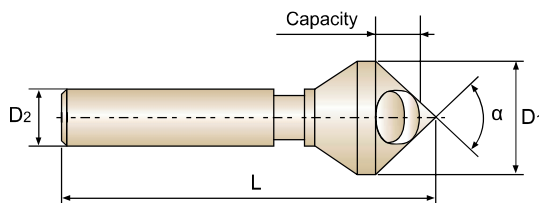


HSS & HSSCo8, DEBURRING TOOL with HOLE

- 🇩🇪 **HSS, QUERLOCHSENKER**
- 🇫🇷 **FRAISE HSS À ÉBAVURER À TROU**
- 🇮🇹 **SVASATORI CON FORO - HSS**

- ▶ For light metals and plastics.
- ▶ For deburring and small chamfers.
- ▶ Best surface finish.
- ▶ Works without vibrations.

- ▶ Für Leichtmetall und Plastik
- ▶ Zum Entgraten und Abfasen
- ▶ Bestes Oberflächenfinish
- ▶ Arbeitet ohne Vibration



Unit : mm

EDP No. (uncoating)		Point Angle α	Cutter Diameter D1	Shank Diameter D2	Overall Length L (± 1)	Capacity min/max
HSSCo8	HSS					
C1109100	C3109100	90°	10.0	6	45	2 - 5
C1109150	C3109150	90°	15.0	8	55	6 - 14
C1109200	C3109200	90°	20.0	10	65	8 - 18
C1109250	C3109250	90°	25.0	12	78	10 - 23
C1109300	C3109300	90°	30.0	12	88	12 - 28
C1109350	C3109350	90°	35.0	16	110	14 - 33
C1109400	C3109400	90°	40.0	16	115	16 - 38
C1109450	C3109450	90°	45.0	16	120	18 - 43
C1109500	C3109500	90°	50.0	16	130	20 - 48

▶ TIN & TiCN coating are available on your request.

Cutter Dia. Tolerance(mm)	Shank Dia. Tolerance(mm)	Point Angle Tolerance(°)
+0.3/-0	h9	+0/-1

◎ : Excellent ○ : Good

ISO	P										M				K					
	Non-alloy steel					Low alloy steel					High alloyed steel, and tool steel				Stainless steel		Grey cast iron		Nodular cast iron	
Material Description	1	2	3	4	5	6	7	8	9	10	11	12	13	14	15	16	17	18	19	20
VDI 3323																				
HRc	125	13	25	28	32	10	29	32	38	15	35	15	23	10	10	26	3	25	130	21
HB	125	190	250	270	300	180	275	300	350	200	325	200	240	180	180	260	160	250	130	230
Recommended	○	○	○	○	○	○	○	○	○	○	○	○	○	○	○	○	○	○	○	○

ISO	N										S							H			
	Aluminum-wrought alloy		Aluminum-cast, alloyed			Copper and Copper Alloys (Bronze / Brass)			Non Metallic Materials		Heat Resistant Super Alloys					Titanium Alloys		Hardened steel	Chilled Cast Iron	Hardened Cast Iron	
Material Description	21	22	23	24	25	26	27	28	29	30	31	32	33	34	35	36	37	38	39	40	41
VDI 3323																					
HRc	60	100	75	90	130	110	90	100			15	30	25	38	34	55	60	42	55	42	55
HB	60	100	75	90	130	110	90	100			200	280	250	350	320	400Rm	1050Rm	550	630	400	550
Recommended	○	○	○	○	○	○	○	○	○	○	○	○	○	○	○	○	○	○	○	○	○

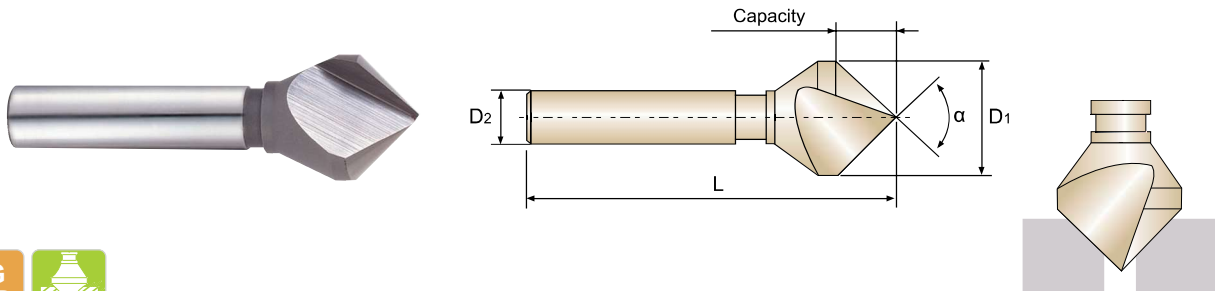


HSS & HSSCo8, SINGLE FLUTE CHAMFERING CUTTERS

- HSS, EINSCHNEIDEN KEGELSENKER
- FRAISE HSS À CHANFREINER 1 DENT
- SVASATORI MONOTAGLIENTE - HSS

- ▶ For wood and hard plastics.
- ▶ Can drill in sheet materials.
- ▶ Easy to resharpen.
- ▶ Works without vibrations.

- ▶ Für Holz und Hartplastik
- ▶ Kann in Bleche bohren
- ▶ Leicht nachzuschärfen
- ▶ Arbeitet ohne Vibration



Unit : mm

EDP No. (uncoating)		Point Angle	Cutter Diameter	Shank Diameter	Overall Length	Capacity
HSSCo8	HSS	α	D1	D2	L (± 1)	min/max
C1119100	C3119100	90°	10.0	6	45	1 - 10
C1119150	C3119150	90°	15.0	8	55	2 - 15
C1119200	C3119200	90°	20.0	10	65	2 - 20
C1119250	C3119250	90°	25.0	12	78	3 - 25
C1119300	C3119300	90°	30.0	12	88	3 - 30
C1119350	C3119350	90°	35.0	16	110	4 - 35
C1119400	C3119400	90°	40.0	16	115	5 - 40
C1119450	C3119450	90°	45.0	16	120	10 - 45
C1119500	C3119500	90°	50.0	16	130	12 - 50

▶ TiN & TiCN coating are available on your request.

Cutter Dia. Tolerance(mm)	Shank Dia. Tolerance(mm)	Point Angle Tolerance(°)
+0.3/-0	h9	+0/-1

◎ : Excellent ○ : Good

ISO Material Description	P										M				K					
	Non-alloy steel					Low alloy steel					High alloyed steel, and tool steel		Stainless steel		Grey cast iron		Nodular cast iron		Malleable cast iron	
VDI 3323	1	2	3	4	5	6	7	8	9	10	11	12	13	14	15	16	17	18	19	20
HRc	13	25	28	32	10	29	32	38	15	35	15	23	10	10	26	3	25	42	21	
HB	125	190	250	270	300	180	275	300	350	200	325	200	240	180	180	260	160	250	130	230
Recommended	○	○	○	○	○	○	○	○	○	○	○	○	○	○	○	○	○	○	○	○

ISO Material Description	N					S					H										
	Aluminum-wrought alloy		Aluminum-cast, alloyed		Copper and Copper Alloys (Bronze / Brass)	Non Metallic Materials	Heat Resistant Super Alloys			Titanium Alloys		Hardened steel	Chilled Cast Iron	Hardened Cast Iron							
VDI 3323	21	22	23	24	25	26	27	28	29	30	31	32	33	34	35	36	37	38	39	40	41
HRc	60	100	75	90	130	110	90	100			15	30	25	38	34	55	60	55	60	42	55
HB	60	100	75	90	130	110	90	100			200	280	250	350	320	400Rm	1050Rm	550	630	400	550
Recommended	○	○	○	○	○	○	○	○			○	○	○	○	○	○	○	○	○	○	○

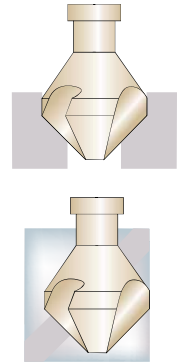
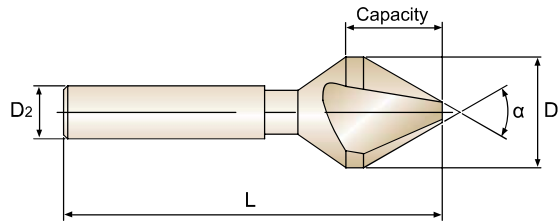


HSS & HSSCo8, THREE FLUTE COUNTERSINKS (60°)

- 🇩🇪 **HSS, DREISCHNEIDEN KEGELSENKER (60°)**
- 🇫🇷 **FRAISE HSS À CHANFREINER 3 DENTS (60°)**
- 🇮🇹 **SVASATORI A TRE TAGLIENTI - HSS (60°)**

- ▶ Self-centering(3 flutes)
- ▶ For deburring, chamfering and countersinking
- ▶ Hand using
- ▶ Longitudinal chamfers and contouring
- ▶ Works without vibrations

- ▶ Selbstzentrierend
- ▶ Besonders geeignet zum 90° Ansenken für Senkkopfschrauben
- ▶ Manueller Einsatz möglich
- ▶ Zum Entgraten von Längs- und Profilkanten
- ▶ Arbeitet ohne Vibration



DIN 334 C  P.440

Unit : mm

EDP No. (uncoating)		Point Angle	Cutter Diameter	Shank Diameter	Overall Length	Capacity
HSSCo8	HSS	α	D1	D2	L (± 1)	min/max
C1136063	C3136063	60°	6.3	5	45	1.6~6.3
C1136080	C3136080	60°	8.0	6	50	2.0~8.0
C1136100	C3136100	60°	10.0	6	50	2.5~10.0
C1136125	C3136125	60°	12.5	8	56	3.2~12.5
C1136160	C3136160	60°	16.0	10	63	4.0~16.0
C1136200	C3136200	60°	20.0	10	67	5.0~20.0
C1136250	C3136250	60°	25.0	10	71	6.3~25.0

▶ TIN & TiCN coating are available on your request.

Cutter Dia. Tolerance(mm)	Shank Dia. Tolerance(mm)	Point Angle Tolerance(°)
± 0.05	h9	+0/-1

◎ : Excellent ○ : Good

ISO	P										M					K									
	Non-alloy steel					Low alloy steel					High alloyed steel, and tool steel					Stainless steel					Grey cast iron		Nodular cast iron		Malleable cast iron
Material Description	1	2	3	4	5	6	7	8	9	10	11	12	13	14	15	16	17	18	3	25	19	20			
VDI 3323	1	2	3	4	5	6	7	8	9	10	11	12	13	14	15	16	17	18	3	25	19	20			
HRc	13	25	28	32	10	29	32	38	15	35	15	23	10	10	26	10	26	160	250	130	230				
HB	125	190	250	270	300	180	275	300	350	200	325	200	240	180	180	260	160	250	130	230					
Recommended	◎	◎	○	○	○							○	○	○	◎	○	○	○	○	○	○	○			

ISO	N										S							H			
	Aluminum-wrought alloy		Aluminum-cast, alloyed			Copper and Copper Alloys (Bronze / Brass)			Non Metallic Materials		Heat Resistant Super Alloys							Titanium Alloys		Hardened steel	Chilled Cast Iron
Material Description	21	22	23	24	25	26	27	28	29	30	31	32	33	34	35	36	37	38	39	40	41
VDI 3323	21	22	23	24	25	26	27	28	29	30	31	32	33	34	35	36	37	38	39	40	41
HRc	60	100	75	90	130	110	90	100			15	30	25	38	34	55	60	55	60	42	55
HB	60	100	75	90	130	110	90	100			200	280	250	350	320	400Rm	1050Rm	550	630	400	550
Recommended	◎	○	○	○	○	○	○	○			○	○	○	○	○	○	○	○	○	○	○





COUNTERSINKS

C1139 SERIES

C3139 SERIES

CARBIDE

HSS

i-ONE DRILLS

i-DREAM DRILLS

DREAM DRILLS -GENERAL

DREAM DRILLS -HIGH FEED

DREAM DRILLS -FLAT BOTTOM

DREAM DRILLS -INOX

DREAM DRILLS -ALU

DREAM DRILLS -CFRP

DREAM DRILLS -MQL

DREAM DRILLS for HIGH HARDENED STEELS

GENERAL CARBIDE DRILLS

MULTI-1 DRILLS

HPD DRILLS

GOLD-P DRILLS

SUPER-GP DRILLS

STRAIGHT SHANK DRILLS

TAPER SHANK DRILLS

NC-SPOTTING DRILLS

CENTER DRILLS

SPADE DRILLS

REAMERS

COUNTER SINKS

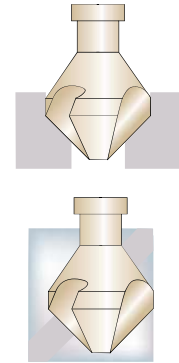
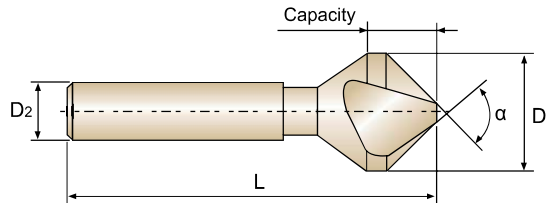
COUNTER

HSS & HSSCo8, THREE FLUTE COUNTERSINKS (90°)

- HSS, DREISCHNEIDEN KEGELSENKER (90°)
- FRAISE HSS À CHANFREINER 3 DENTS (90°)
- SVASATORI A TRE TAGLIENTI - HSS (90°)

- ▶ Self-centering(3 flutes).
- ▶ Designed for 90° capscrews countersinking.
- ▶ Hand using.
- ▶ Longitudinal chamfers and contouring.
- ▶ Works without vibrations

- ▶ Selbstzentrierend
- ▶ Besonders geeignet zum 90° Ansenken für Senkkopfschrauben
- ▶ Manueller Einsatz möglich
- ▶ Zum Entgraten von Längs- und Profilkanten
- ▶ Arbeitet ohne Vibration



DIN 335 C



P.440

Unit : mm

EDP No. (uncoating)		Point Angle	Cutter Diameter	Shank Diameter	Overall Length	Capacity
HSSCo8	HSS	α	D1	D2	L (± 1)	min/max
C1139043	C3139043	90°	4.3	4	40	1.3 - 4.3
C1139050	C3139050	90°	5.0	4	40	1.5 - 5.0
C1139060	C3139060	90°	6.0	5	45	1.5 - 6.0
C1139063	C3139063	90°	6.3	5	45	1.5 - 6.3
C1139070	C3139070	90°	7.0	6	50	1.8 - 7.0
C1139080	C3139080	90°	8.0	6	50	2.0 - 8.0
C1139083	C3139083	90°	8.3	6	50	2.0 - 8.3
C1139100	C3139100	90°	10.0	6	50	2.5 - 10.0
C1139104	C3139104	90°	10.4	6	50	2.5 - 10.4
C1139115	C3139115	90°	11.5	8	56	2.8 - 11.5
C1139124	C3139124	90°	12.4	8	56	2.8 - 12.4
C1139150	C3139150	90°	15.0	10	60	3.2 - 15.0
C1139165	C3139165	90°	16.5	10	60	3.2 - 16.5
C1139190	C3139190	90°	19.0	10	63	3.5 - 19.0
C1139205	C3139205	90°	20.5	10	63	3.5 - 20.5
C1139230	C3139230	90°	23.0	10	67	3.8 - 23.0
C1139250	C3139250	90°	25.0	10	67	3.8 - 25.0
C1139300	C3139300	90°	30.0	12	71	4.2 - 30.0
C1139310	C3139310	90°	31.0	12	71	4.2 - 31.0

▶ TiN & TiCN coating are available on your request.

Cutter Dia. Tolerance(mm)	Shank Dia. Tolerance(mm)	Point Angle Tolerance(°)
± 0.05	h9	+0/-1

◎ : Excellent ○ : Good

ISO Material Description	P										M				K								
	Non-alloy steel					Low alloy steel					High alloyed steel, and tool steel				Stainless steel				Grey cast iron		Nodular cast iron		Malleable cast iron
VDI 3323	1	2	3	4	5	6	7	8	9	10	11	12	13	14	15	16	17	18	19	20			
HRc	13	25	28	32	10	29	32	38	15	35	15	23	10	10	26	3	25	21	21				
HB	125	190	250	270	300	180	275	300	350	200	325	200	240	180	180	260	160	250	130	230			
Recommended	◎	◎	○	○	○	○	○	○	○	○	○	○	○	○	◎	○	○	○	○	○			

ISO Material Description	N									S						H					
	Aluminum-wrought alloy		Aluminum-cast, alloyed			Copper and Copper Alloys (Bronze / Brass)			Non Metallic Materials		Heat Resistant Super Alloys						Titanium Alloys		Hardened steel	Chilled Cast Iron	Hardened Cast Iron
VDI 3323	21	22	23	24	25	26	27	28	29	30	31	32	33	34	35	36	37	38	39	40	41
HRc	60	100	75	90	130	110	90	100			15	30	25	38	34	400Rm	1050Rm	55	60	42	55
HB	60	100	75	90	130	110	90	100			200	280	250	350	320	400Rm	1050Rm	550	630	400	550
Recommended	◎	○	○	○	○	○	○	○			○	○	○	○	○	○	○	○	○	○	○



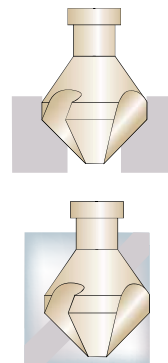
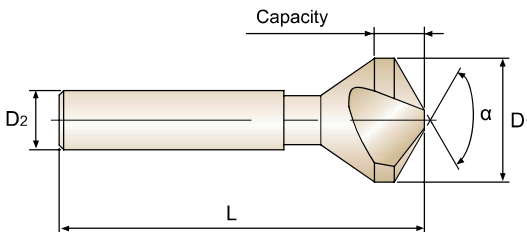


HSS & HSSCo8, THREE FLUTE COUNTERSINKS (120°)

- 🇩🇪 HSS, DREISCHNEIDEN KEGELSENKER (120°)
- 🇫🇷 FRAISE HSS À CHANFREINER 3 DENTS (120°)
- 🇮🇹 SVASATORI A TRE TAGLIANTI - HSS (120°)

- ▶ Self-centering(3 flutes)
- ▶ For deburring, chamfering and countersinking
- ▶ Hand using
- ▶ Longitudinal chamfers and contouring
- ▶ Works without vibrations

- ▶ Selbstzentrierend
- ▶ Zum Entgraten, Abfasen und Senkkopfschrauben
- ▶ Manueller Einsatz möglich
- ▶ Zum Entgraten von Längs- und Profilkanten
- ▶ Arbeitet ohne Vibration



Unit : mm

EDP No. (uncoating)		Point Angle	Cutter Diameter	Shank Diameter	Overall Length	Capacity
HSSCo8	HSS	α	D1	D2	L (± 1)	min/max
C1132080	C3132080	120°	8.0	6	49	2.0~8.0
C1132125	C3132125	120°	12.5	8	54	2.8~12.5
C1132160	C3132160	120°	16.0	10	57	3.2~16.0
C1132200	C3132200	120°	20.0	10	59	3.5~20.0
C1132250	C3132250	120°	25.0	10	65	3.8~25.0

▶ TiN & TiCN coating are available on your request.

Cutter Dia. Tolerance(mm)	Shank Dia. Tolerance(mm)	Point Angle Tolerance(°)
± 0.05	h9	+0/-1

◎ : Excellent ○ : Good

ISO Material Description	P										M				K					
	Non-alloy steel					Low alloy steel					High alloyed steel, and tool steel				Stainless steel		Grey cast iron		Nodular cast iron	
VDI 3323	1	2	3	4	5	6	7	8	9	10	11	12	13	14	15	16	17	18	19	20
HRC	13	25	28	32	10	29	32	38	15	35	15	23	10	10	26	3	25	130	21	
HB	125	190	250	270	300	180	275	300	350	200	325	200	240	180	180	260	160	250	130	230
Recommended	◎	◎	○	○	○							○	○	○	◎	○	○	○	○	○

ISO Material Description	N										S					H					
	Aluminum-wrought alloy		Aluminum-cast, alloyed			Copper and Copper Alloys (Bronze / Brass)		Non Metallic Materials			Heat Resistant Super Alloys					Titanium Alloys		Hardened steel	Chilled Cast Iron	Hardened Cast Iron	
VDI 3323	21	22	23	24	25	26	27	28	29	30	31	32	33	34	35	36	37	38	39	40	41
HRC											15	30	25	38	34			55	60	42	55
HB	60	100	75	90	130	110	90	100			200	280	250	350	320	400Rm	1050Rm	550	630	400	550
Recommended	◎	○	○	○	○	○	○	○	○	○	○	○	○	○	○	○	○	○	○	○	○



**C1109, C3109,
C1119, C3119** SERIES

**DEBURRING TOOL with HOLE
1 FLUTE CHAMFERING CUTTERS**

RPM = rev./min.
FEED = mm/rev.

ISO	VDI 3323	Material Description	Vc (m/min)	Feed(mm/rev)							
				10.0	15.0	20.0	25.0	30.0	40.0	50.0	
P	1	Non-alloy steel	40	0.10-0.12	0.12-0.15	0.15-0.18	0.18-0.21	0.21-0.24	0.24-0.27	0.27-0.30	
	2		40	0.10-0.12	0.12-0.15	0.15-0.18	0.18-0.21	0.21-0.24	0.24-0.27	0.27-0.30	
	3		25	0.08-0.10	0.10-0.12	0.12-0.15	0.15-0.18	0.18-0.21	0.21-0.24	0.24-0.27	
	4		18	0.06-0.08	0.08-0.10	0.10-0.12	0.12-0.14	0.14-0.16	0.16-0.18	0.18-0.20	
	5		18	0.06-0.08	0.08-0.10	0.10-0.12	0.12-0.14	0.14-0.16	0.16-0.18	0.18-0.20	
	6	Low alloy steel									
	7										
	8										
	9										
	10		High alloyed steel, and tool steel								
	11										
M	12	Stainless steel	8	0.05-0.07	0.07-0.09	0.07-0.09	0.09-0.11	0.09-0.11	0.11-0.14	0.11-0.14	
	13		7	0.05-0.07	0.07-0.09	0.07-0.09	0.09-0.11	0.09-0.11	0.11-0.14	0.11-0.14	
	14		6	0.05-0.07	0.07-0.09	0.07-0.09	0.09-0.11	0.09-0.11	0.11-0.14	0.11-0.14	
K	15	Grey cast iron	28	0.13-0.15	0.15-0.18	0.18-0.21	0.21-0.24	0.24-0.27	0.27-0.30	0.30-0.34	
	16		24	0.12-0.14	0.14-0.17	0.17-0.20	0.20-0.23	0.23-0.26	0.26-0.29	0.29-0.33	
	17	Nodular cast iron	24	0.13-0.15	0.15-0.18	0.18-0.21	0.21-0.24	0.24-0.27	0.27-0.30	0.30-0.34	
	18		20	0.12-0.14	0.14-0.17	0.17-0.20	0.20-0.23	0.23-0.26	0.26-0.29	0.29-0.33	
	19	Malleable cast iron	24	0.13-0.15	0.15-0.18	0.18-0.21	0.21-0.24	0.24-0.27	0.27-0.30	0.30-0.34	
	20		20	0.12-0.14	0.14-0.17	0.17-0.20	0.20-0.23	0.23-0.26	0.26-0.29	0.29-0.33	
N	21	Aluminum-wrought alloy	56	0.15-0.18	0.18-0.21	0.21-0.24	0.24-0.27	0.27-0.30	0.30-0.33	0.33-0.36	
	22		56	0.15-0.18	0.18-0.21	0.21-0.24	0.24-0.27	0.27-0.30	0.30-0.33	0.33-0.36	
	23	Aluminum-cast, alloyed	54	0.15-0.18	0.18-0.21	0.21-0.24	0.24-0.27	0.27-0.30	0.30-0.33	0.33-0.36	
	24		52	0.15-0.18	0.18-0.21	0.21-0.24	0.24-0.27	0.27-0.30	0.30-0.33	0.33-0.36	
	25		50	0.15-0.18	0.18-0.21	0.21-0.24	0.24-0.27	0.27-0.30	0.30-0.33	0.33-0.36	
	26		38	0.16-0.19	0.19-0.22	0.22-0.25	0.25-0.28	0.28-0.31	0.31-0.34	0.34-0.37	
	27	Copper and Copper Alloys (Bronze / Brass)	35	0.16-0.19	0.19-0.22	0.22-0.25	0.25-0.28	0.28-0.31	0.31-0.34	0.34-0.37	
	28		25	0.15-0.18	0.18-0.21	0.21-0.24	0.24-0.27	0.27-0.30	0.30-0.33	0.33-0.36	
	29	Non Metallic Materials									
	30										
S	31	Heat Resistant Super Alloys									
	32										
	33										
	34										
	35										
	36	Titanium Alloys									
	37										
H	38	Hardened steel									
	39										
	40	Chilled Cast Iron									
	41	Hardened Cast Iron									

i-ONE DRILLS

i-DREAM DRILLS

DREAM DRILLS -GENERAL

DREAM DRILLS -HIGH FEED

DREAM DRILLS -FLAT BOTTOM

DREAM DRILLS -INOX

DREAM DRILLS -ALU

DREAM DRILLS -CFRP

DREAM DRILLS -MQL

DREAM DRILLS for HIGH HARDENED STEELS

GENERAL CARBIDE DRILLS

MULTI-1 DRILLS

HPD DRILLS

GOLD-P DRILLS

SUPER-GP DRILLS

STRAIGHT SHANK DRILLS

TAPER SHANK DRILLS

NC-SPOTTING DRILLS

CENTER DRILLS

SPADE DRILLS

REAMERS

COUNTER SINKS

COUNTER



C1136, C3136, C1139, C3139, C1132, C3132 SERIES

3 FLUTE COUNTERSINKS

RPM = rev./min.
FEED = mm/rev.

- i-ONE DRILLS
- i-DREAM DRILLS
- DREAM DRILLS -GENERAL
- DREAM DRILLS -HIGH FEED
- DREAM DRILLS -FLAT BOTTOM
- DREAM DRILLS -INOX
- DREAM DRILLS -ALU
- DREAM DRILLS -CFRP
- DREAM DRILLS for HIGH HARDENED STEELS
- GENERAL CARBIDE DRILLS
- MULTI-1 DRILLS
- HPD DRILLS
- GOLD-P DRILLS
- SUPER-GP DRILLS
- STRAIGHT SHANK DRILLS
- TAPER SHANK DRILLS
- NC-SPOTTING DRILLS
- CENTER DRILLS
- SPADE DRILLS
- REAMERS
- COUNTER SINKS
- COUNTER

ISO	VDI 3323	Material Description	Vc (m/min)	Feed(mm/rev)								
				5.0	10.0	15.0	20.0	25.0	30.0	40.0	50.0	
P	1	Non-alloy steel	20	0.12-0.16	0.16-0.20	0.20-0.23	0.23-0.26	0.26-0.29	0.29-0.33	0.33-0.37	0.37-0.41	
	2		20	0.12-0.16	0.16-0.20	0.20-0.23	0.23-0.26	0.26-0.29	0.29-0.33	0.33-0.37	0.37-0.41	
	3		13	0.10-0.14	0.14-0.18	0.18-0.21	0.21-0.24	0.24-0.27	0.27-0.31	0.31-0.35	0.35-0.39	
	4		10	0.06-0.10	0.10-0.14	0.14-0.17	0.17-0.21	0.21-0.24	0.24-0.27	0.27-0.31	0.31-0.35	
	5		10	0.06-0.10	0.10-0.14	0.14-0.17	0.17-0.21	0.21-0.24	0.24-0.27	0.27-0.31	0.31-0.35	
	6	Low alloy steel										
	7											
	8											
	9											
	10		High alloyed steel, and tool steel									
	11											
M	12	Stainless steel	6	0.06-0.08	0.06-0.08	0.08-0.10	0.08-0.10	0.10-0.12	0.10-0.12	0.12-0.15	0.12-0.15	
	13		5	0.06-0.08	0.06-0.08	0.08-0.10	0.08-0.10	0.10-0.12	0.10-0.12	0.12-0.15	0.12-0.15	
	14		4	0.06-0.08	0.06-0.08	0.08-0.10	0.08-0.10	0.10-0.12	0.10-0.12	0.12-0.15	0.12-0.15	
K	15	Grey cast iron	22	0.09-0.11	0.11-0.13	0.13-0.16	0.16-0.19	0.19-0.22	0.22-0.25	0.25-0.28	0.28-0.32	
	16		17	0.08-0.10	0.10-0.12	0.12-0.15	0.15-0.18	0.18-0.21	0.21-0.24	0.24-0.27	0.27-0.31	
	17	Nodular cast iron	17	0.09-0.11	0.11-0.13	0.13-0.16	0.16-0.19	0.19-0.22	0.22-0.25	0.25-0.28	0.28-0.32	
	18		15	0.08-0.10	0.10-0.12	0.12-0.15	0.15-0.18	0.18-0.21	0.21-0.24	0.24-0.27	0.27-0.31	
	19		Malleable cast iron	17	0.09-0.11	0.11-0.13	0.13-0.16	0.16-0.19	0.19-0.22	0.22-0.25	0.25-0.28	0.28-0.32
20	15	0.08-0.10		0.10-0.12	0.12-0.15	0.15-0.18	0.18-0.21	0.21-0.24	0.24-0.27	0.27-0.31		
N	21	Aluminum-wrought alloy	42	0.15-0.18	0.18-0.21	0.21-0.24	0.24-0.27	0.27-0.31	0.31-0.35	0.35-0.40	0.40-0.45	
	22		42	0.15-0.18	0.18-0.21	0.21-0.24	0.24-0.27	0.27-0.31	0.31-0.35	0.35-0.40	0.40-0.45	
	23	Aluminum-cast, alloyed	39	0.15-0.18	0.18-0.21	0.21-0.24	0.24-0.27	0.27-0.31	0.31-0.35	0.35-0.40	0.40-0.45	
	24		37	0.12-0.15	0.15-0.18	0.18-0.21	0.21-0.24	0.24-0.28	0.28-0.32	0.32-0.37	0.37-0.42	
	25		35	0.15-0.18	0.18-0.21	0.21-0.24	0.24-0.27	0.27-0.31	0.31-0.35	0.35-0.40	0.40-0.45	
	26		28	0.12-0.15	0.15-0.18	0.18-0.21	0.21-0.24	0.24-0.28	0.28-0.32	0.32-0.37	0.37-0.42	
	27	Copper and Copper Alloys (Bronze / Brass)	25	0.12-0.15	0.15-0.18	0.18-0.21	0.21-0.24	0.24-0.28	0.28-0.32	0.32-0.37	0.37-0.42	
	28		15	0.12-0.15	0.15-0.18	0.18-0.21	0.21-0.24	0.24-0.28	0.28-0.32	0.32-0.37	0.37-0.42	
	29		Non Metallic Materials									
	30											
S	31	Heat Resistant Super Alloys										
	32											
	33											
	34											
	35											
H	36	Titanium Alloys										
	37											
H	38	Hardened steel										
	39											
	40		Chilled Cast Iron									
41	Hardened Cast Iron											



HIGH QUALITY PRODUCTS and ON TIME DELIVERY for WORLD-WIDE CUSTOMERS

Since 1982, YG-1 has been committed to quality, innovation and the unique customer experience.

Our performance and experience have granted YG-1 the global impression of one of the leading manufacturers of high quality cutting tool solutions. This global footprint expands over 75 countries, with international logistic centers, pledging to our customers to give the best service available today - and tomorrow.

EUROPE

 BELGIUM	 FINLAND	 ITALY	 PORTUGAL	 SLOVENIA	 THE NETHERLANDS
 CROATIA	 FRANCE	 LITHUANIA	 ROMANIA	 SPAIN	 TURKEY
 CZECH REPUBLIC	 GERMANY	 NORWAY	 RUSSIA	 SWEDEN	 UNITED KINGDOM
 DENMARK	 HUNGARY	 POLAND	 SERBIA	 SWITZERLAND	


ASIA PACIFIC

 AUSTRALIA	 INDONESIA	 MALAYSIA	 SINGAPORE	 UNITED ARAB EMIRATES
 CHINA	 ISRAEL	 PAKISTAN	 SOUTH KOREA	 VIETNAM
 HONG KONG	 JAPAN	 PHILIPPINES	 TAIWAN	
 INDIA	 KINGDOM OF SAUDI ARABIA		 THAILAND	

AMERICAS

 BRAZIL	 CANADA	 COLOMBIA	 MEXICO	 UNITED STATES
--	--	--	--	---

AFRICA

 EGYPT	 SOUTH AFRICA
---	--

 **YG-1 CO., LTD.**

* For the more information on sales network, please contact the head office as below;

Developed by Herramientas YG-1, S.L.



E-Mail: javierfernandez@yg-1.es



YG-1 CO., LTD.

YG-1 CO., LTD.

HEAD OFFICE

211, Sewolcheon-ro, Bupyeong-gu, Incheon, South Korea

Phone: +82-32-526-0909

Http://www.yg1.kr E-mail: yg1@yg1.kr

Note The information is provided for reference only. Tool specifications are subject to change without prior notice.
Although we endeavor to supply accurate and timely information, there can be no guarantee to cover every particular application.
YG-1 or publishers are not liable for any damage for use of the information.



Search 'YG-1' on social media outlets

YG1YEMT190924002

